



# LC 120

**LiFePO<sub>4</sub> LITHIUM BATTERY**  
12.8V | 120Ah | 1530Wh



## Electrical Specifications

Nominal Voltage	12.8V
Nominal Capacity	120Ah
Capacity @ 25 A	288min
Energy	1536Wh
Resistance	≤ 30mΩ
Self Discharge	< 3 % / month
Cell Type	LiFePO <sub>4</sub>

## Discharge Specifications

Max. Continuous Discharge Current	250A
Peak Discharge Current	350A (15s ± 5s)
BMS Discharge Cut-Off Current	2000A (< 1s)
Recommended Low Voltage Disconnect	11V
BMS Discharge Cut-Off Voltage	< 10V (2.5V / cell)
Reconnect Voltage	> 11.2V (2.8V / cell)
Short Circuit Protection	200 to 600 μs

## Charge Specifications

Recommended Charge Current	≤ 50A
Maximum Charge Current	100A
Recommended Charge Voltage	14.6V
BMS Charge Cut-Off Voltage	15V (3.75V / cell)
Over-charge release	< 14.4V (3.6V / cell)
Float charge voltage	13.8V
Maximum Batteries in Series	4

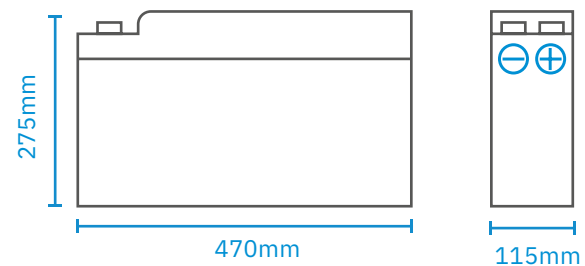
## Mechanical Specifications

Measurements (L × W × H)	470 × 115 × 275 mm
Approx. Weight	18kg
Terminal Type	M8 and SAE round
Terminal Torque	-
Case Material	Metal

## Temperature Specifications

Discharge Temperature	-20 to 60°C
Charge Temperature	0 to 45°C
Storage Temperature	-10 to 45°C
BMS High Temperature Cut-Off	65°C
Reconnect Temperature	50°C

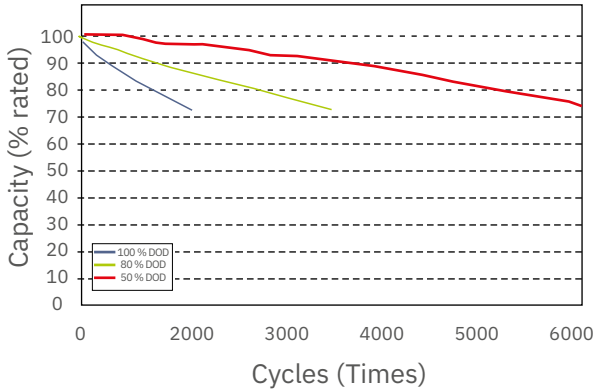
## Measurements



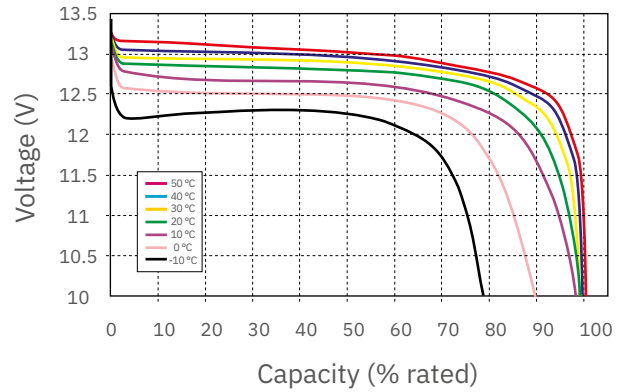
## Compliance

Certifications	CE (Battery) UN38.3 (Battery) RoHS, IP55
Shipping Classification	UN 3480, CLASS 9

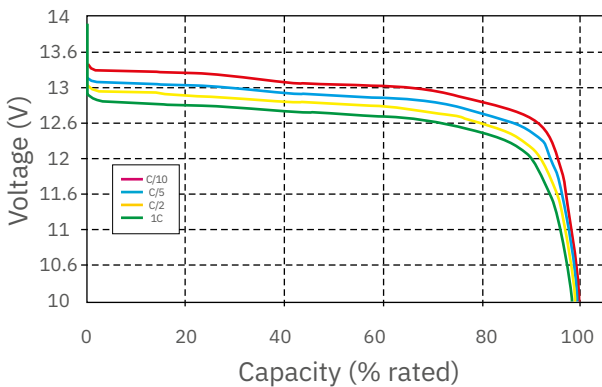
Cycle Life vs. Depth of Discharge (DOD)  
Discharge 0,2C (25°C)



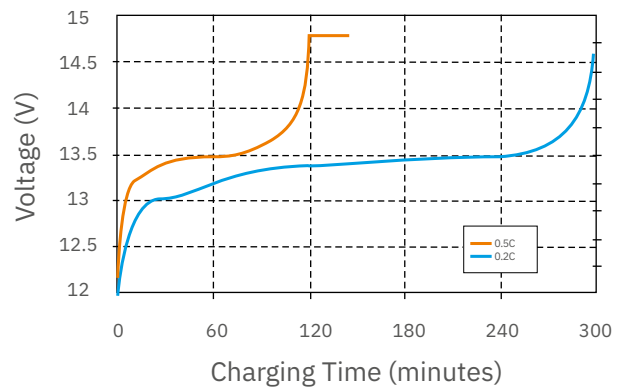
Discharge Voltage Profiles  
at 0.5C Discharge Rate  
(Various Ambient Temperatures)



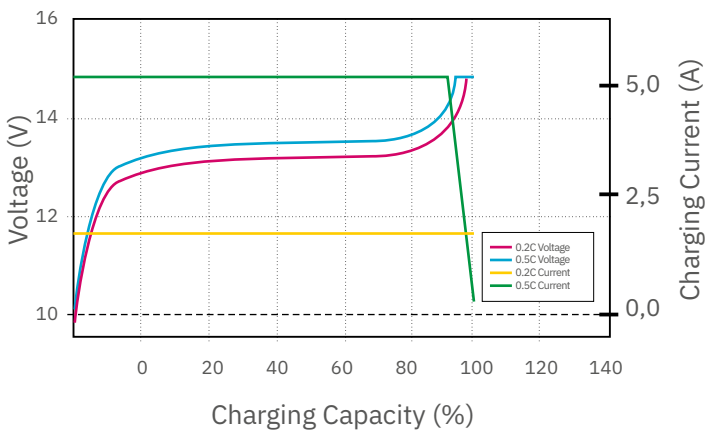
Discharge Voltage Profiles at Various Rates  
(25°C Ambient Temperature)



Charging Characteristics at 0.2C  
and 0.5C Charging  
(25°C Ambient Temperature)



Charging Characteristics  
(0.2C and 0.5C at 25°C)



Open Circuit Voltage and State of Charge (SOC) (25°C Ambient Temperature)

